

Sounds and spelling

1 The sounds /i:/, /ɪ/, and /aɪ/

The pronunciation of many words in English is impossible to work out from the spelling. Listen to these three words to make sure that you can hear the difference between the sounds /i:/, /ɪ/, and /aɪ/ in the underlined syllables.

T1.1a /i:/ /ɪ/ /aɪ/
people language island


1 How many of these words can you pronounce correctly?

scenery waterskiing sunshine business supplies
bilingual financial decent entirely

T1.1b Listen and check your answers.

2 **T1.1c** How do you pronounce these phrases with nationality adjectives? Listen and write in the symbols /i:/, /ɪ/, or /aɪ/. Practise saying them.


/i:/ /aɪ/ / / / // / / / / / / /
 Greek Islands Icelandic fishermen Italian ice-cream
 / / / // / / // / / // / / // // /
 Indian spices Egyptian linen Chinese silk
 / // // /
 Swedish films



Sounds and spelling

1 The sounds /əʊ/, /ɔ:/, and /ɒ/

- 1 **T4.1a** Listen to these words. Make sure that you can hear the difference between the underlined vowel sounds.



a boat

b airport

c lorry

- 2 **T4.1b** Listen to these words. Sort them according to the underlined sounds.

bowls

coffee

clothes

strawberries

tomatoes

corn

olive oil

precious stones

cloth

tobacco

pottery

footballs

cocoa

gold

sasages

soft drinks

on the boat /əʊ/

at the airport /ɔ:/

on the lorry /ɒ/

2 Pronunciation of the letter o

- 1 **T4.2a** Listen to these sounds and words. Circle the word in each group where the pronunciation of the letter *o* does not match the sound on the left.
- a /ʌ/ money love others both
 - b /əʊ/ women woken woven ago
 - c /ə/ police polish complain pollute
 - d /ɒ/ gone on done soft
 - e /u:/ who lose do whole

 p. 57

Listen again and repeat the sounds and words. Pay attention to the pronunciation of the letter *o*.

- 2 Look at these sentences. Tick (✓) the box if the underlined words rhyme. Cross (X) the box if the underlined words do not rhyme.
- a It got lost in the post.
 - b Have you got any money, honey?
 - c This shoe hurts my toe.
 - d Don't bother about my brother.
 - e He put the rose to his nose.
 - f She was a famous Roman woman.

 p. 57

- 3 **T4.2b** Listen and repeat the sentences. Pay attention to the pronunciation of the underlined words.

Sounds and spelling

1 The sounds /e/, /æ/, and /ʌ/

- 1 Work in pairs. Look at the following groups of three words. Use the pictures to help you understand the meaning of each word.



rebel

rabble

rubble



nets

gnats

nuts



trek

track

truck



flesh

flash

flush

2 **T8.1a** Listen to the tape. Circle the words you hear. Make sure you can hear the difference between them before you begin.

a rebel rabble rubble

b rebel rabble rubble

c rebel rabble rubble

d nets gnats nuts

e nets gnats nuts

f trek track truck

g trek track truck

h flesh flash flush

i flesh flash flush



p. 5

Practise making the sounds.

To make the sound /e/, open your mouth and smile. /e/ is a short sound.

Practise saying all the /e/ words in 1.

To make the sound /æ/, open your mouth more and don't smile so much. /æ/ is a short sound.

Practise saying all the /æ/ words in 1.

To make the sound /ʌ/, keep your mouth open but don't smile at all. /ʌ/ is a short sound.

Practise saying all the /ʌ/ words in 1.

- 4 **T8.1b** Listen and write these words in the correct column below according to the sound of the underlined letters.

courage heavy man plait discussion
lisure any said friend love met

/e/	/æ/	/ʌ/

 p. 59

- 5 Write the shortest paragraph you can using all these words. Practise reading it aloud.

2 Pronunciation of the letters e, a, and u

- 1 **T8.2a** Listen to these groups of words. Circle the word in each group where the pronunciation of the letter e does not match the sound on the left.

- a silent e stores handsome left unmarried
 b /ɪ/ pretty make haunted hottest
 c /e/ success wedding explanation quiet
 d /i:/ genis cathedral women medium
 e /ə/ being cinema poorer actress

 p. 59


2 **T8.2b** Listen to these different possible ways to pronounce the letter *a*.

/æ/	fab <u>u</u> lous	/e/	an <u>y</u> thing
/eɪ/	relat <u>i</u> ons	/ə/	ag <u>ee</u>
/ɑː/	dan <u>c</u> e	/ɒ/	sw <u>a</u> p
/ɪ/	villag <u>e</u>	silent <i>a</i>	marriag <u>e</u>

T8.2c Listen to these pairs of words. Stop the tape at each tone. Complete the line with the correct example word above.

- a answer, cast, _____
- b many, anybody, _____
- c tragically, carriage, _____
- d basic, age, _____
- e passion, actor, _____
- f woman, brilliant, _____
- g cottage, luggage, _____
- h wasp, yacht, _____

- 4 **T8.2d** Listen to these surnames, which are all spelt with the letter *u*.



/ʌ/ /u:/ /ju:/ /ʊ/ silent *u*
Duff Luucas Huughes Buush Guuest

Complete the sentences with the correct surname according to the pronunciation of the underlined letters.

- Ms _____ plays the guitar.
- Mr _____ plays the flute.
- Ms _____ often goes bungee-jumping.
- Ms _____ adores musicals.
- Mr _____ is a Buuddhist.
- Ms _____'s favourite season is suumer.
- Mr _____ loves puuddings.
- Ms _____ loves bisuckets.
- Ms _____ wants to be a film produucer.
- Mr _____ is mad about parauchuting.

T8.2e Listen and check your answers.



p. 59

Listen again and repeat the sentences. Pay attention to the pronunciation of the letter *u*.